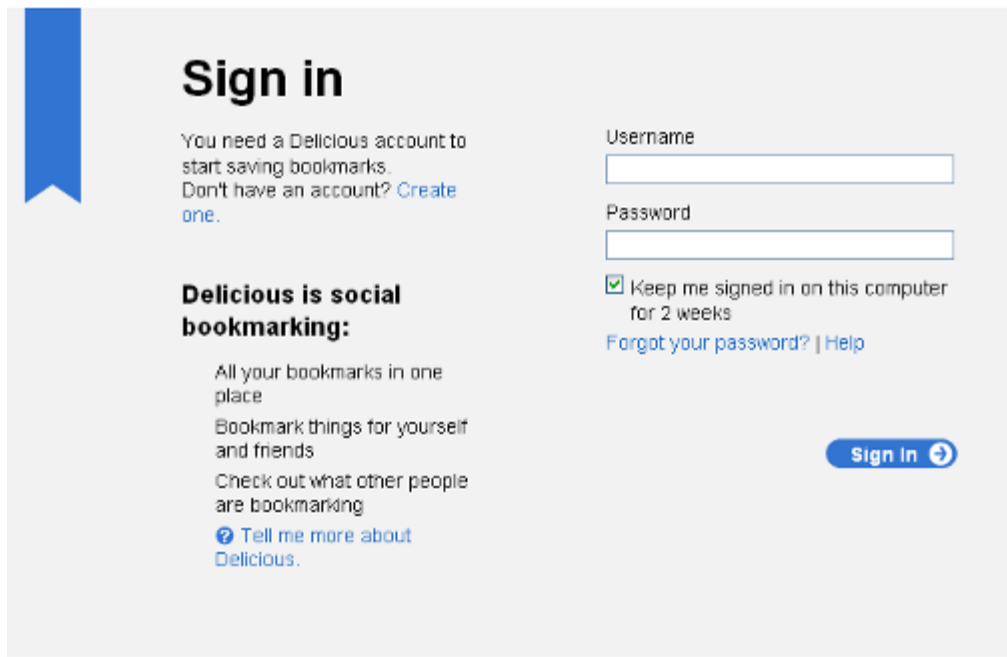


Signing in to Del.icio.us and adding your first link.

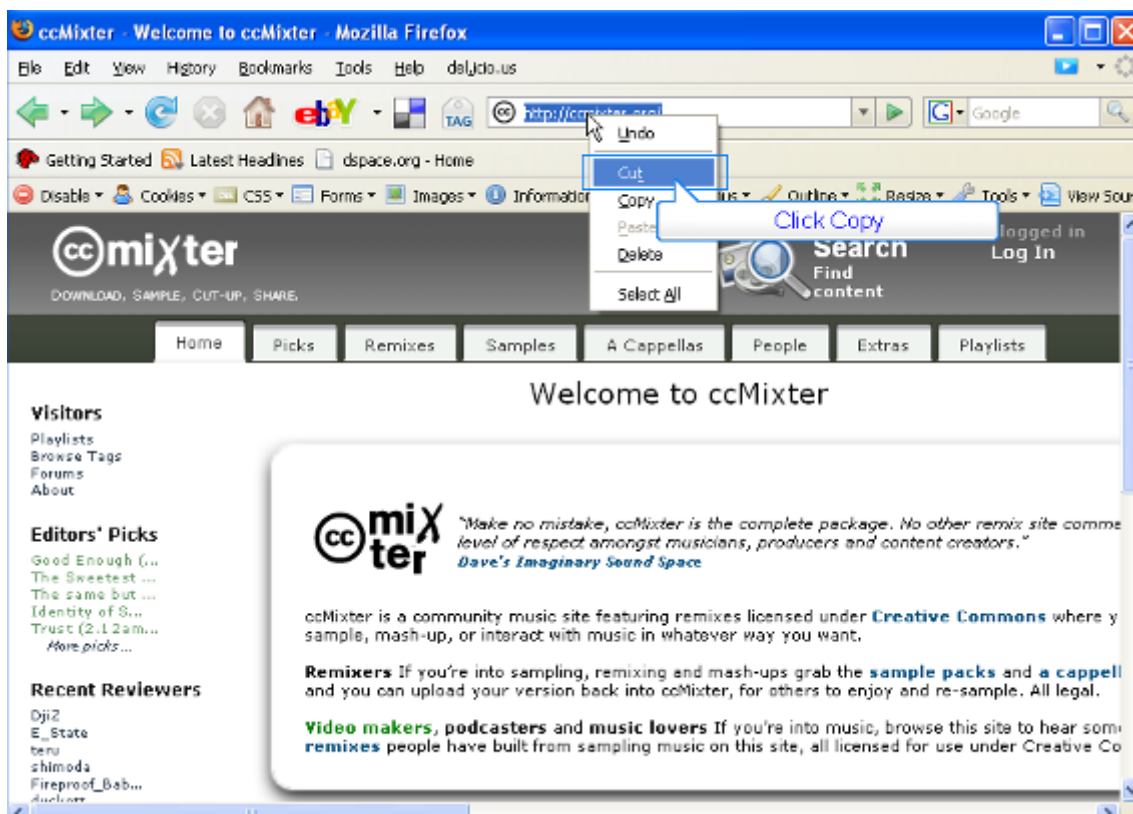
Now that you have signed up and activated your account now we can log in and add our first link. First step is to log in so go to Del.icio.us [here](#) and login.

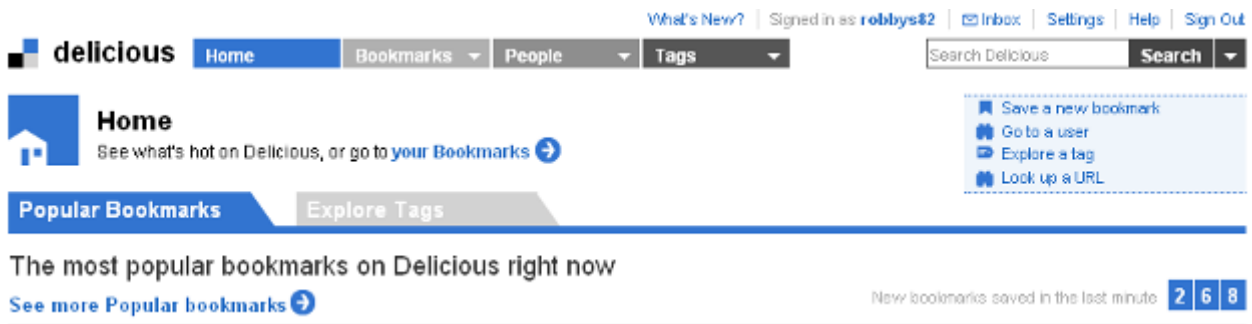
Click on login on the top right of the page and then enter your username and password as shown below.



Adding a link

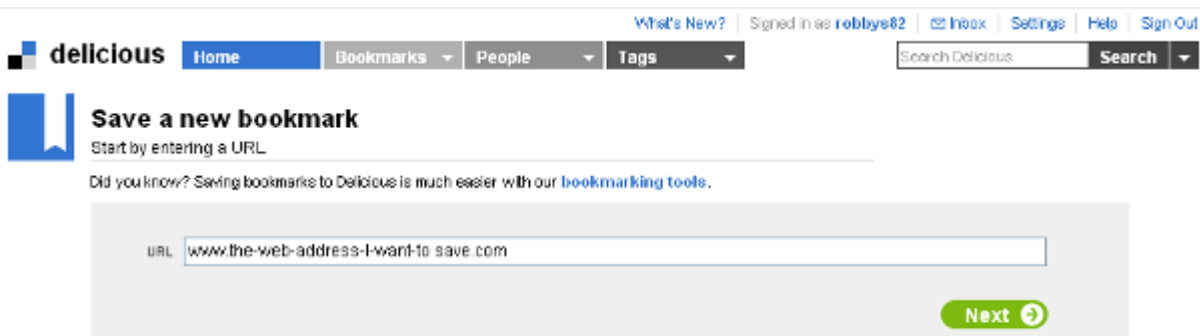
Now to add our first link, first find a webpage you would like to bookmark. For this example I am going to use a webpage called ccmixter. You need to highlight the web address and then copy it.





Next go to your Del.icio.us page and click on the **Save a new bookmark** link on the right hand side.

Next you need to paste the link of the page you want to save into a form as shown below. Click in the box and press CTRL V to paste. Press **done**.



Next you are able to add some additional information. You can add a title and notes in order to make the web page more memorable. Also you should add tags so that it is easy to find the page. Often tags are suggested, normally ones other people have used for that web page, which means you just need to click on them instead of typing. When done press **save**.

Once the link is added you can see it appear in your list of favourites. This whole process can be speeded up by adding Del.icio.us buttons.

<http://del.icio.us/help> - look under the heading, Bookmarking.

Also there is a guide available here <http://www.youtube.com/watch?v=dbiAv1Djp7o>